



US00D532011S

(12) **United States Design Patent**
Andre et al.

(10) **Patent No.:** **US D532,011 S**
(45) **Date of Patent:** **** Nov. 14, 2006**

(54) **ELECTRONIC DEVICE**

(75) Inventors: **Bartley K. Andre**, Menlo Park, CA (US); **Daniel J. Coster**, San Francisco, CA (US); **Daniele De Iuliis**, San Francisco, CA (US); **Richard P. Howarth**, San Francisco, CA (US); **Jonathan P. Ive**, San Francisco, CA (US); **Steve Jobs**, Palo Alto, CA (US); **Duncan Robert Kerr**, San Francisco, CA (US); **Shin Nishibori**, San Francisco, CA (US); **Matthew Dean Rohrbach**, San Francisco, CA (US); **Douglas B. Satzger**, Menlo Park, CA (US); **Calvin Q. Seid**, Palo Alto, CA (US); **Christopher J. Stringer**, Portola Valley, CA (US); **Eugene Antony Whang**, San Francisco, CA (US)

(73) Assignee: **Apple Computer, Inc.**, Cupertino, CA (US)

(**) Term: **14 Years**

(21) Appl. No.: **29/208,332**

(22) Filed: **Jun. 24, 2004**

(51) **LOC (8) Cl.** **14-02**

(52) **U.S. Cl.** **D14/375**

(58) **Field of Classification Search** D14/371–376, D14/125–129, 356; 248/917–924, 371; 341/12; 345/104, 156, 173, 174, 901–905; 348/180, 348/184, 325, 739; 349/1, 2, 11, 62
See application file for complete search history.

(56) **References Cited**

U.S. PATENT DOCUMENTS

D289,873 S	5/1987	Gemmell et al.	
D294,262 S	* 2/1988	Thies et al.	D14/375
D428,415 S	* 7/2000	Shibata	D14/356
D432,101 S	* 10/2000	Oba	D14/126
D434,763 S	12/2000	Jobs et al.	
D453,022 S	* 1/2002	Oba	D14/374

D456,023 S	4/2002	Andre et al.	
D464,049 S	* 10/2002	Goto	D14/374
D476,335 S	* 6/2003	Miao et al.	D14/375
D486,486 S	2/2004	Jobs et al.	
D487,893 S	3/2004	Jobs et al.	
D488,139 S	* 4/2004	Takami et al.	D14/126
D489,370 S	5/2004	Jobs et al.	
D491,901 S	* 6/2004	Chin et al.	D14/126
D494,971 S	8/2004	Jobs et al.	
D495,332 S	8/2004	Jobs et al.	
D496,040 S	9/2004	Jobs et al.	
D504,889 S	5/2005	Andre et al.	
2003/0189155 A1	* 10/2003	Serbinski et al.	248/371

OTHER PUBLICATIONS

U.S. Appl. No. 29/208,301, filed Jun. 24, 2004.

* cited by examiner

Primary Examiner—Freda S. Nunn

(74) *Attorney, Agent, or Firm*—Beyer Weaver & Thomas, LLP

(57) **CLAIM**

We claim the ornamental design for a electronic device, substantially as shown and described.

DESCRIPTION

FIG. 1 is a front perspective view of an electronic device in accordance with the present design. The electronic device may correspond to a display device or computer that incorporates a processor and a display device into a single housing;

FIG. 2 is a rear perspective view thereof;

FIG. 3 is a front view thereof;

FIG. 4 is a rear view thereof;

FIG. 5 is a top view thereof;



FIG. 6 is a bottom view thereof;

FIG. 7 is a right side view thereof; and,

FIG. 8 is a left side view thereof.

The broken lines are shown in the views for illustrative purposes only and form no part of the claimed design.

1 Claim, 3 Drawing Sheets






FIG. 1

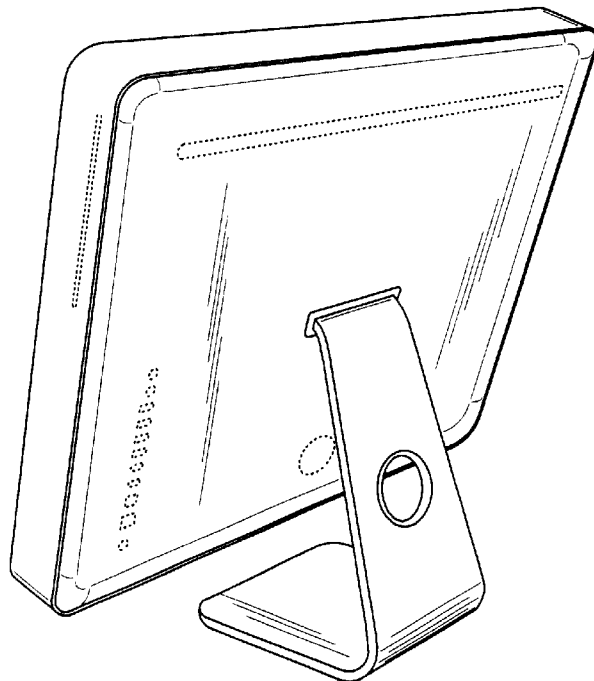


FIG. 2




FIG. 3

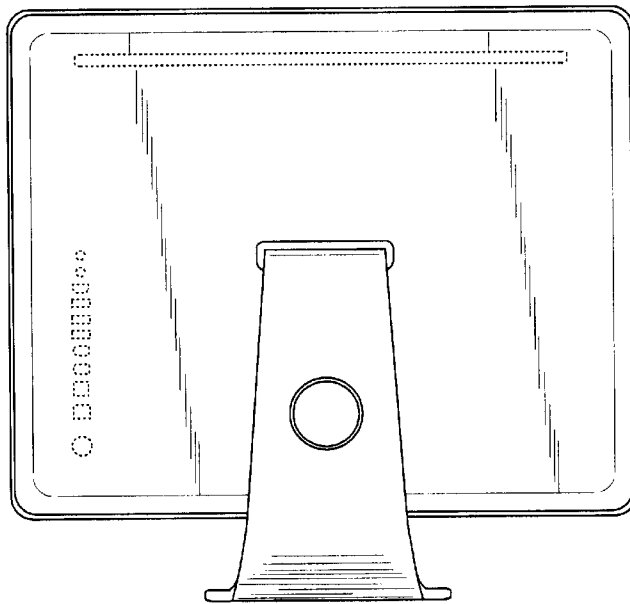


FIG. 4

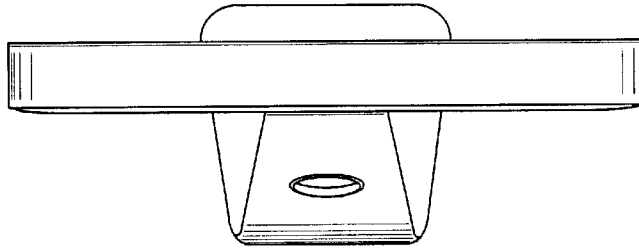


FIG. 5

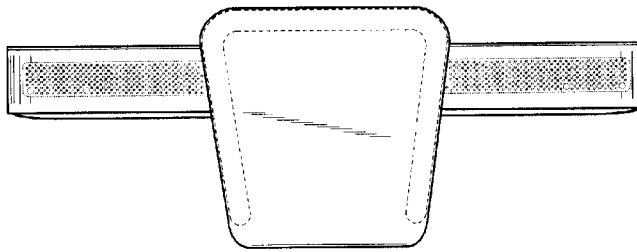


FIG. 6

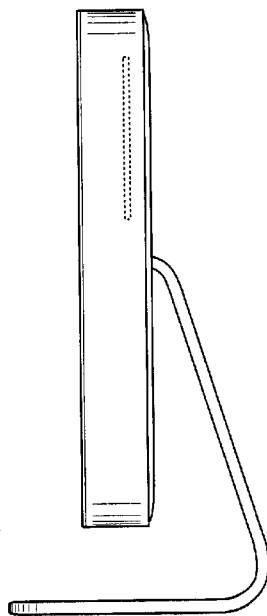


FIG. 7

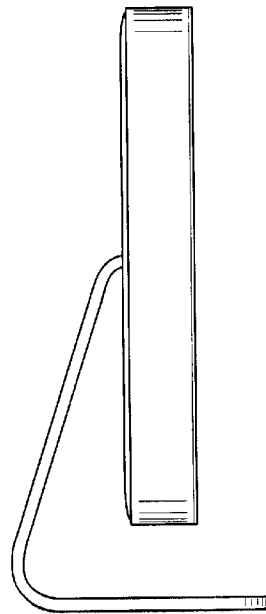


FIG. 8