



US00D463797S

(12) **United States Design Patent**  
**Andre et al.**

(10) **Patent No.:** **US D463,797 S**

(45) **Date of Patent:** **\*\* Oct. 1, 2002**

(54) **COMPUTING DEVICE**

(75) Inventors: **Bartley K. Andre**, Menlo Park, CA (US); **Daniel J. Coster**, San Francisco, CA (US); **Daniele De Iulius**, San Francisco, CA (US); **Richard P. Howarth**, San Francisco, CA (US); **Jonathan P. Ive**, San Francisco, CA (US); **Steve Jobs**, Palo Alto, CA (US); **Duncan Robert Kerr**, San Francisco, CA (US); **Matthew Dean Rohrbach**, San Francisco, CA (US); **Douglas B. Satzger**, San Carlos, CA (US); **Calvin Q. Seid**, Palo Alto, CA (US); **Christopher J. Stringer**, Pacifica, CA (US); **Eugene Anthony Whang**, San Francisco, CA (US)

(73) Assignee: **Apple Computer, Inc.**, Cupertino, CA (US)

(\*\*) Term: **14 Years**

(21) Appl. No.: **29/145,501**

(22) Filed: **Jul. 23, 2001**

(51) **LOC (7) Cl.** ..... **14-02**

(52) **U.S. Cl.** ..... **D14/327**

(58) **Field of Search** ..... D14/315, 318, D14/326, 327, 322; D18/1, 2, 7; 235/145 A, 145 R; 341/22, 23; 345/104, 156, 167, 168, 169, 173; 361/680-686; 400/486, 489

(56) **References Cited**

**U.S. PATENT DOCUMENTS**

D416,238 S	*	11/1999	Irie et al. ....	D14/318
D431,821 S	*	10/2000	Mizuno ....	D14/318
D434,757 S	*	12/2000	Lee et al. ....	D14/318
6,205,021 B1	*	3/2001	Klein et al. ....	345/167
D442,580 S	*	5/2001	Wolff et al. ....	D14/318
D444,462 S	*	7/2001	Tsuji ....	D14/318

\* cited by examiner

*Primary Examiner*—Freda Nunn

(74) *Attorney, Agent, or Firm*—Beyer Weaver & Thomas, LLP

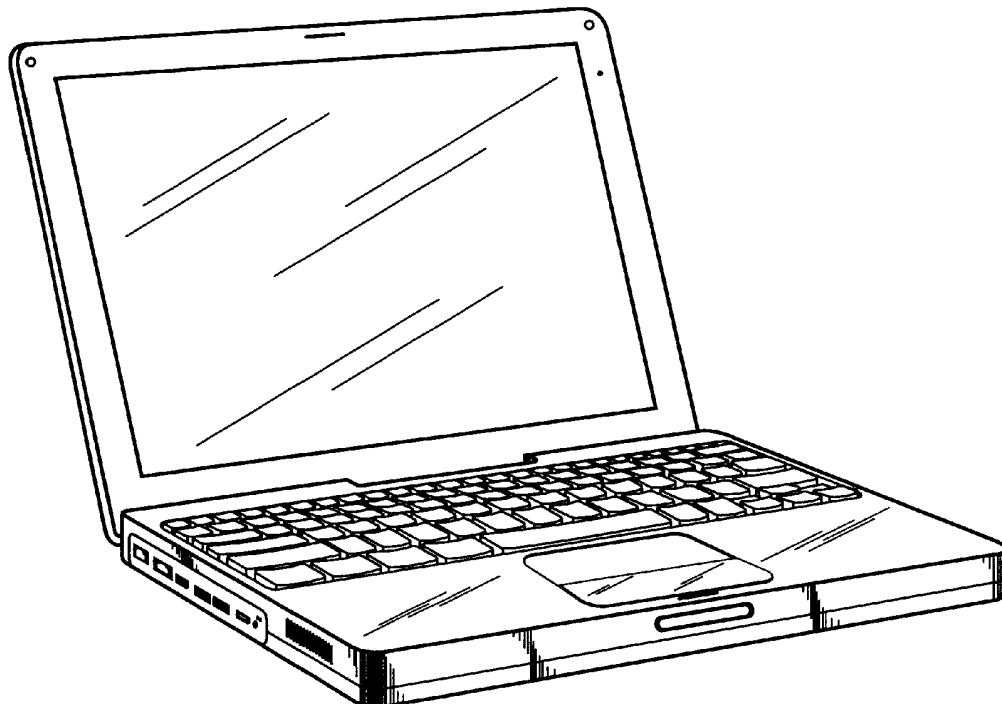
(57) **CLAIM**

We claim the ornamental design for a computing device, substantially as shown and described.

**DESCRIPTION**

FIG. 1 is a perspective view of a computing device while in an open position in accordance with the present design; FIG. 2 is a first side view thereof while in an open position; FIG. 3 is a second side view thereof while in an open position; FIG. 4 is a front view thereof while in a closed position; FIG. 5 is a rear view thereof while in a closed position; FIG. 6 is a bottom view thereof while in a closed position; and, FIG. 7 is a top view thereof while in a closed position.

**1 Claim, 5 Drawing Sheets**



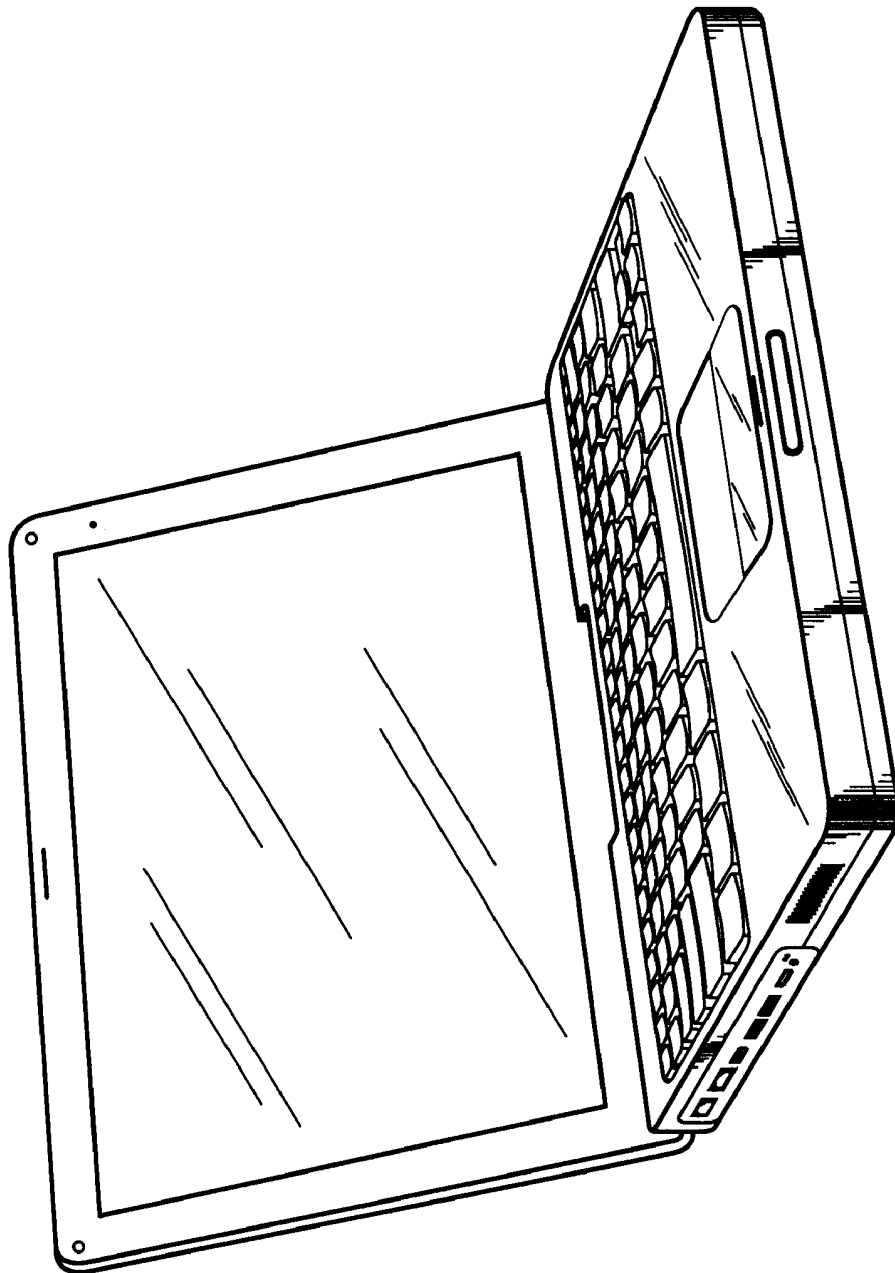


FIG. 1

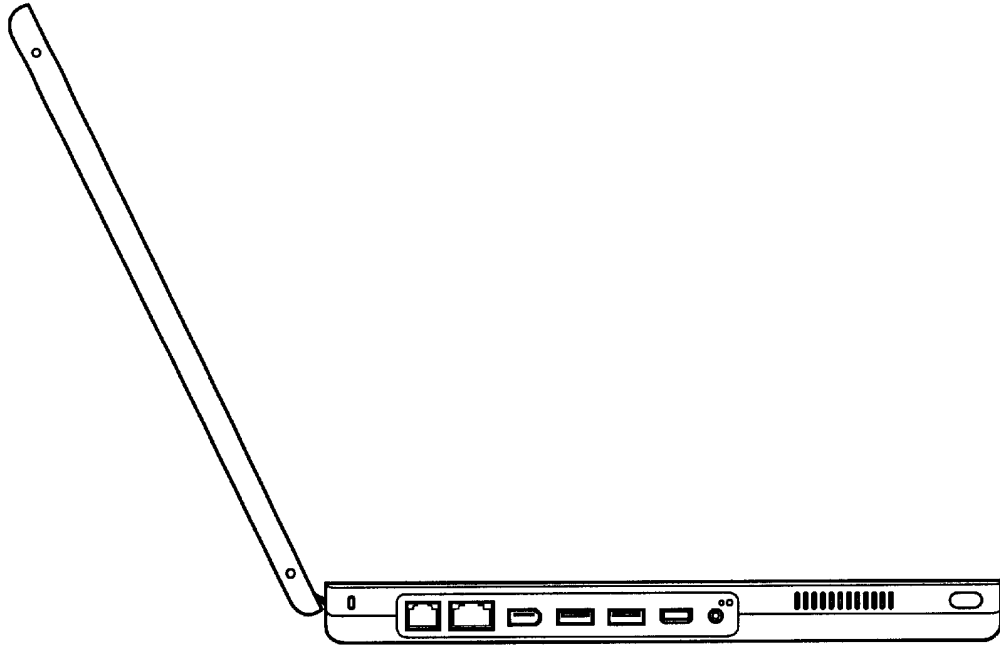


FIG. 2

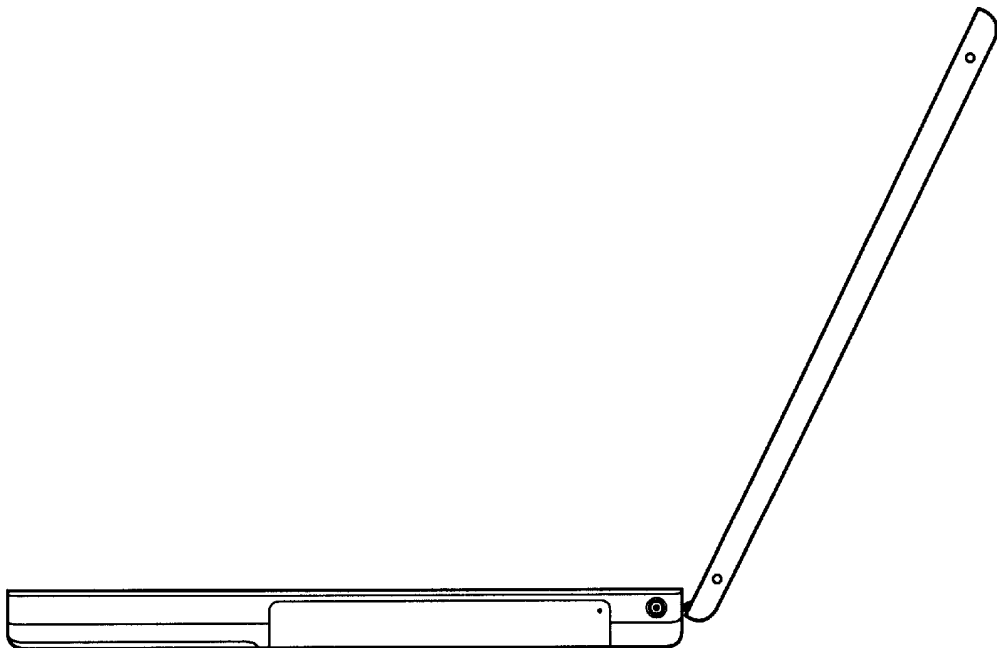


FIG. 3




FIG. 4




FIG. 5

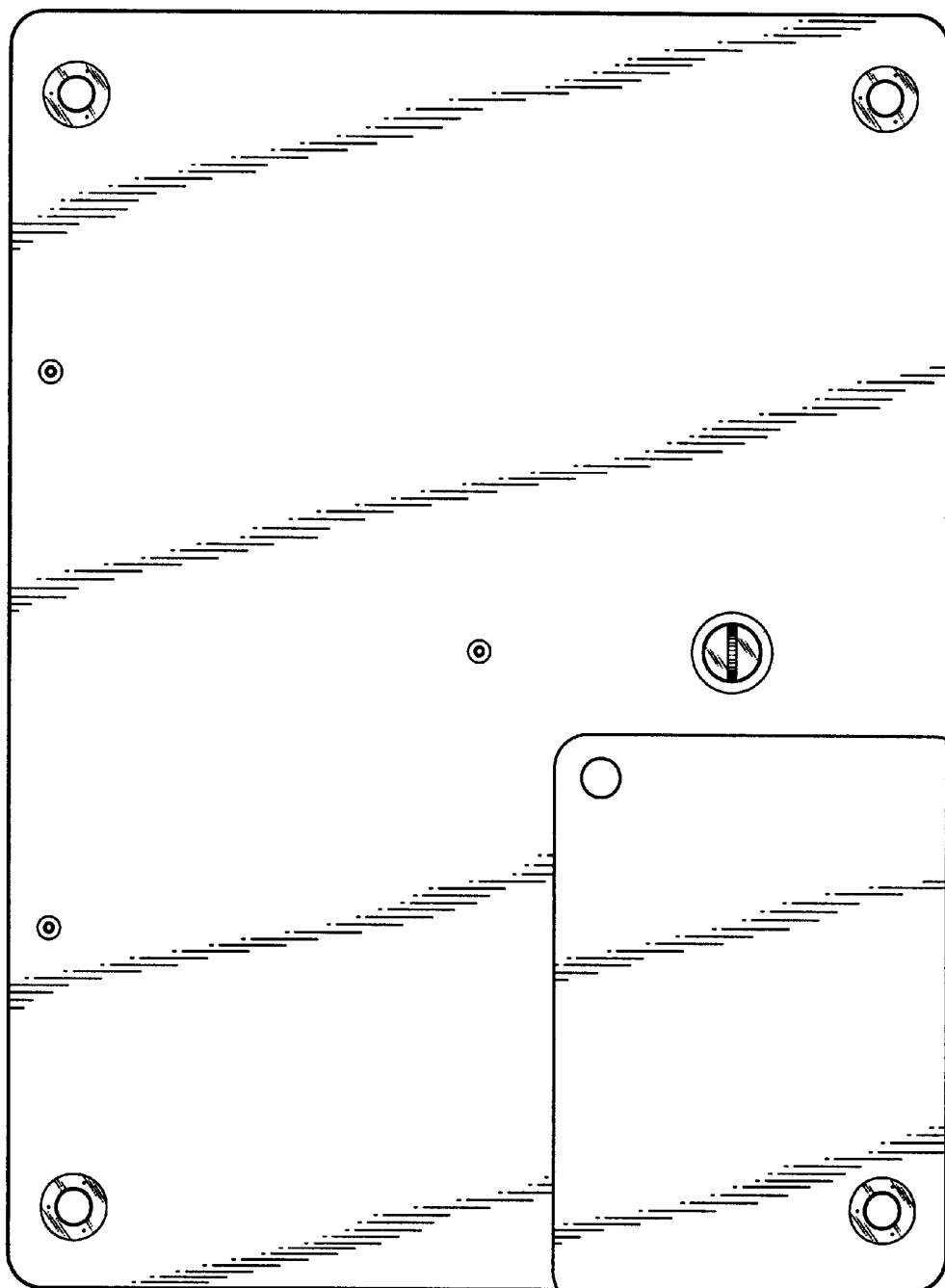


FIG. 6




FIG. 7